



MedicalDirector®

MedicalDirector Bluechip Day Surgery July 2019 Update for Queensland

We are pleased to announce the release of the July 2019 update for MedicalDirector Bluechip Day Surgery update for Queensland.

We strongly recommend that you apply the following update as this update is valid from July 2019.

If you have any issues, contact MedicalDirector Customer Support on **1300 300 161**.

Included in this Update

- Updated Diseases and Procedure tables in DSQ Data to ICD10-AM-11
- Updated all HCP based extracts to reflect changes to ICD10-AM
- Fixed bug in HCP based extracts that could leave blanks in Diagnosis portion of extract
- Updated National Private Patients Hospital Claim Form for 2019
- National Private Patient Hospital Claim form shows Mental Health Status as “9”
- Updated Same Day Certificate for 2019 legislation
- Updated to support DRG version 10

Installation Process

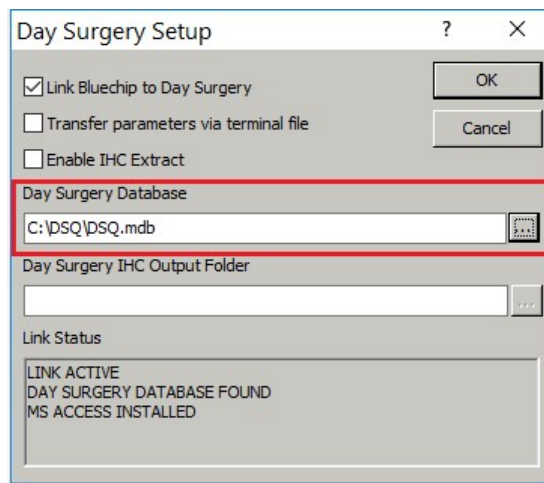
How to Backup Day Surgery Files

1. Download and extract the current QLD Day Surgery file 2019-20 (DSQ_13.02_QLD.zip) file to your local desktop
2. Open the DS folder. *Referred to as DSQ* (folder location can be found in Bluechip)
Setup > Practice > Links > Day Surgery

Health Communication Network Pty Limited Trading as MedicalDirector

ACN: 068 458 515 | ABN: 76 068 458 515 • Freecall: 1800 500 075 | Fax: +61 2 9460 7067

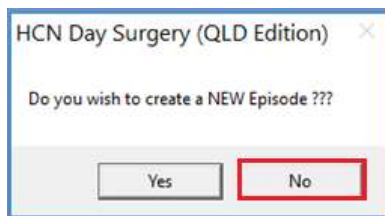
Level 5, 477 Pitt Street, Haymarket NSW 2000 • PO Box K1265 Haymarket, NSW 1240 Australia



3. Create a backup folder within the DSQ folder
4. Copy the DSQ, DSQ Data and DSQ Episodes into the backup folder and rename with _old e.g. DSQ_old
5. Copy and replace the existing databases (DSQ.mdb) from the QLD Day Surgery file 2019-20 (DSQ_13.02_QLD.zip) folder

Relinking Day Surgery module

1. Open Day Surgery (if prompted to create Episode select No)



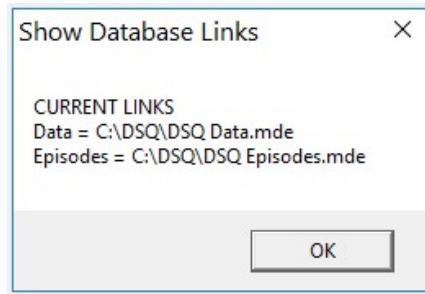
2. When prompted to Find Episode select Cancel



3. Relink Episodes
Go to Add-ins > Advanced > Relink Databases > Episodes
4. Relink DS Data
Go to Add-ins > Advanced > Relink Databases > DS Data

5. Show links

Go to Add-ins > Advanced > Relink Databases > Show Links



6. Go to Add-ins > Advanced > Settings and update the DRG version to 9.0 or 10.0 if required

DefAttendingDoctor		Default Attending Doctor
DisCancer	N	Disable cancer notification warni
DRGVersion	9.0	Default value for DRG Version

7. Close Day Surgery