



MedicalDirector®

MedicalDirector Bluechip Day Surgery July 2019 Update for New South Wales

We are pleased to announce the release of the July 2019 update for MedicalDirector Bluechip Day Surgery update for New South Wales.

We strongly recommend that you apply the following update as this update is valid from July 2019.

If you have any issues, contact MedicalDirector Customer Support on **1300 300 161**

Included in this Update

- Updated Diseases and Procedures tables in DS Data to ICD10-AM-V11
- Updated headers in HCP and PHDB extracts to reflect changes to code tables
- Updated HCP extract to report Mental Health Status as “9” and DRG version 10 as “AO”
- Updated National Private Patients Hospital Claim Form for 2019
- Updated Same Day Certificate (HC21) for 2019 legislation

Installation Process

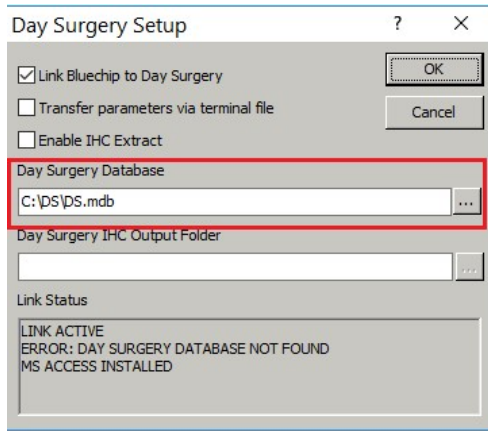
How to Backup Day Surgery Files

1. Download and extract the current NSW Day Surgery file 2019-20 (DS_17.02_NSW.zip) file to your local desktop
2. Open the DS folder. *Referred to as DS* (folder location can be found in Bluechip)
Setup > Practice > Links > Day Surgery

Health Communication Network Pty Limited Trading as MedicalDirector

ACN: 068 458 515 | ABN: 76 068 458 515 • Freecall: 1800 500 075 | Fax: +61 2 9460 7067

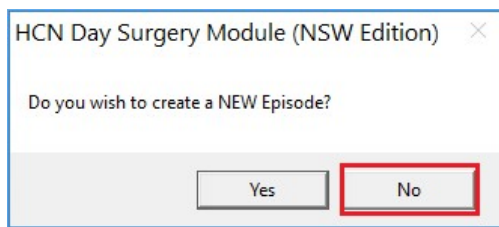
Level 5, 477 Pitt Street, Haymarket NSW 2000 • PO Box K1265 Haymarket, NSW 1240 Australia



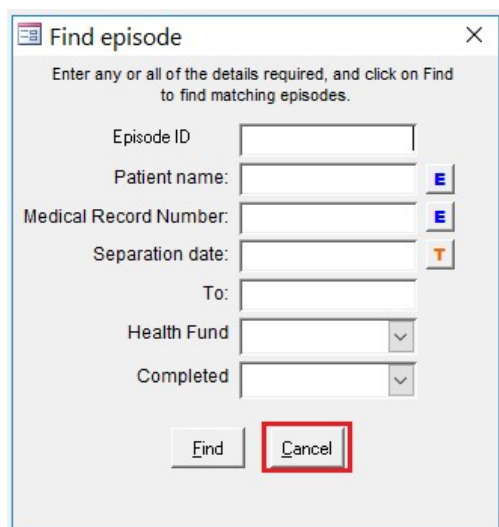
3. Create a backup folder within the DS folder
4. Copy the DS, DS Data and DS Episodes into the backup folder and rename with _old e.g. DS_old
5. Copy and replace the existing databases (DS.mdb) from the NSW Day Surgery file 2019-20 (DS_17.02_NSW.zip) folder

Relinking Day Surgery module

1. Open Day Surgery (if prompted to create Episode select No)



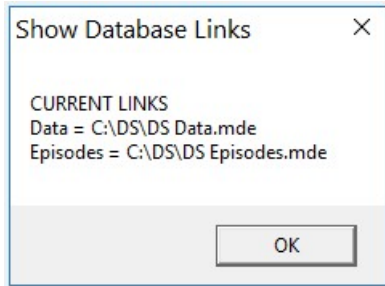
2. When prompted to Find Episode select Cancel



3. Relink Episodes
Go to Add-ins > Advanced > Relink Databases > Episodes
4. Relink DS Data
Go to Add-ins > Advanced > Relink Databases > DS Data

5. Show links

Go to Add-ins > Advanced > Relink Databases > Show Links



6. Go to Add-ins > Advanced > Settings and update the DRG version to 9.0 or 10.0 if required

Settings window showing a table of properties and settings. The 'DRGVersion' property is highlighted with a red box and set to '9.0'.

Property	Setting	Comments
CCR Code		CCR Facility Code
CONTRACTS		List of funds with whom you hav
DefDVAAdminTyp	1	Default DVA Admission Type
DefIntendedLOS	1	Default Intended Length of Stay Overnight
defSDS	0	
DisCancer	N	Disable cancer notification warni
DRGVersion	9.0	Default value for DRG Version

7. Close Day Surgery