



MedicalDirector®

## MedicalDirector Bluechip Day Surgery July 2019 Update for Australian Capital Territory

We are pleased to announce the release of the July 2019 update for MedicalDirector Bluechip Day Surgery update for Australian Capital Territory.

We strongly recommend that you apply the following update as this update is valid from July 2019.

If you have any issues, contact MedicalDirector Customer Support on **1300 300 161**

### Included in this Update

---

- Updated ICD10-AM tables to V11
- Updated HCP based extracts to reflect new ICD10 version
- Fixed problem with HCP extracts including morphology codes and/or leaving blanks in extract
- Updated National Private Patients Hospital Claim Form for 2019
- Updated National Private Hospital Form to show Mental Health Status as “9”
- Updated Same Day Certificate for 2019 legislation
- Updated Grouper interface to support 3M CGS 2019.1 and DRG version 10

### Installation Process

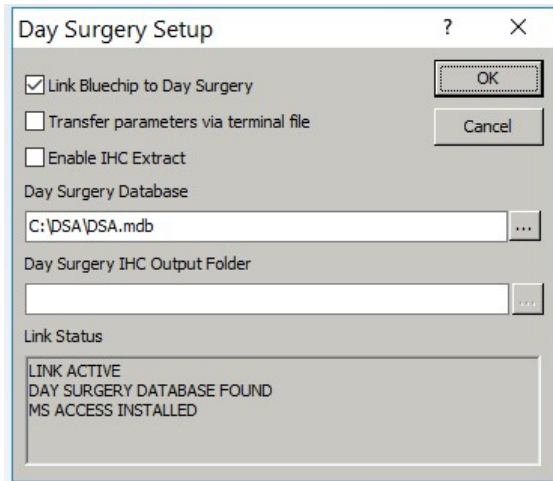
#### How to Backup Day Surgery Files

1. Download and extract the current ACT Day Surgery file 2019-20 (DS\_11.02\_ACT.zip) file to your local desktop
2. Open the DSA folder. *Referred to as DSA* (folder location can be found in Bluechip)  
Setup > Practice > Links > Day Surgery

**Health Communication Network Pty Limited Trading as MedicalDirector**

ACN: 068 458 515 | ABN: 76 068 458 515 • Freecall: 1800 500 075 | Fax: +61 2 9460 7067

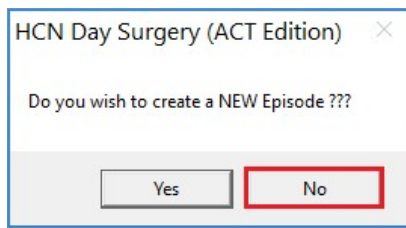
Level 5, 477 Pitt Street, Haymarket NSW 2000 • PO Box K1265 Haymarket, NSW 1240 Australia



3. Create a backup folder within the DS folder
4. Copy the DSA, DSA Data and DSA Episodes into the backup folder and rename with \_old e.g. DSA\_old
5. Copy and replace the existing databases (DSA.mdb) from the ACT Day Surgery file 2019-20 (DS\_11.02\_ACT.zip) folder

### Relinking Day Surgery module

1. Open Day Surgery (if prompted to create Episode select No)



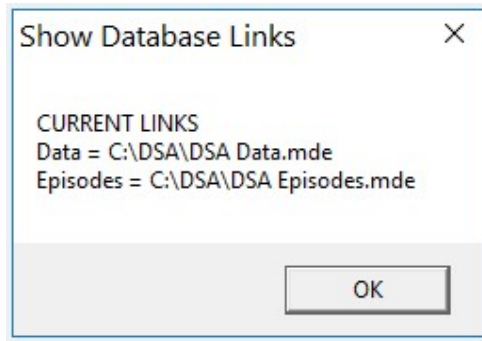
2. When prompted to Find Episode select Cancel



3. Relink Episodes  
Go to Add-ins > Advanced > Relink Databases > Episodes
4. Relink DS Data  
Go to Add-ins > Advanced > Relink Databases > DS Data

5. Show links

Go to Add-ins > Advanced > Relink Databases > Show Links



6. Go to Add-ins > Advanced > Settings and update the DRG version to 9.0 or 10.0 if required

Property	Setting	Comments
AHSDRG	Y	
CONTRACTS		List of funds with whom you ha
DefIntenddLOS	1	Default Intended Length of Stay Overnight
DisCancer	N	Disable cancer notification warn
DRGVersion	9.0	Default value for DRG Version
DVABand4	HMXXX	

7. Close Day Surgery